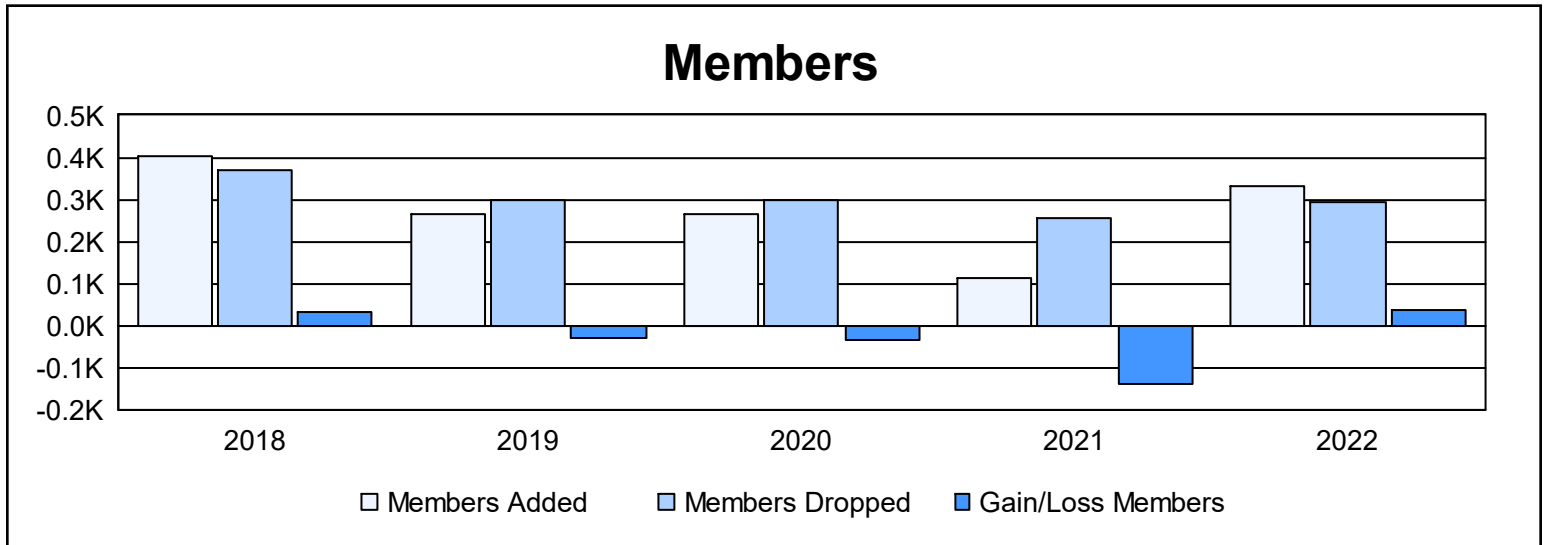
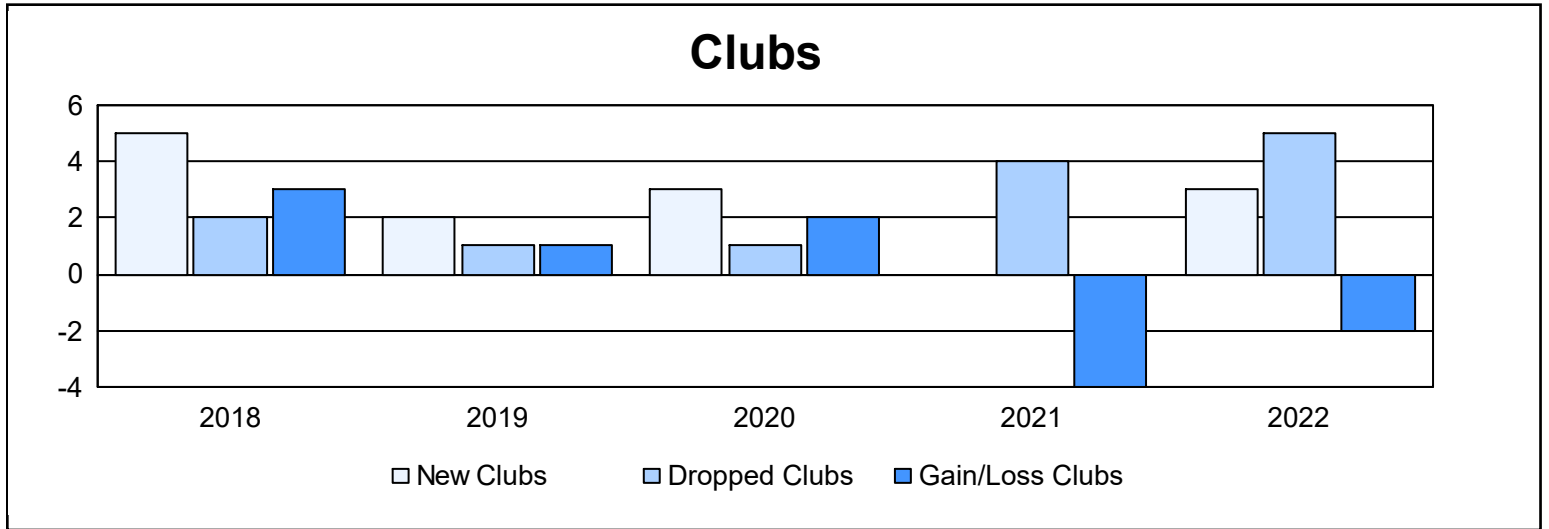
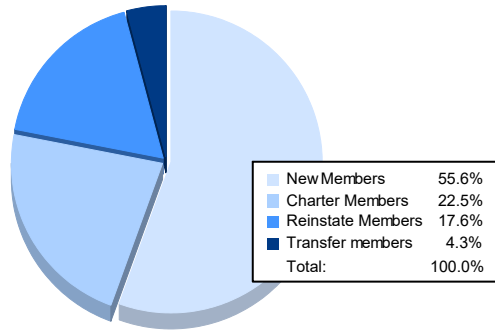


Year	New Clubs	Dropped Clubs	Gain/ Loss Clubs	New Members	Charter Members	Reinstate Members	Transfer Members	Total Member Added	Total Members Dropped	Gain/ Loss Members
2017-2018	5	2	3	228	152	12	9	401	370	31
2018-2019	2	1	1	180	72	12	3	267	297	-30
2019-2020	3	1	2	178	73	10	4	265	298	-33
2020-2021	0	4	-4	92	9	9	5	115	256	-141
2021-2022	3	5	-2	183	74	58	14	329	292	37
<b>Average</b>	<b>3</b>	<b>3</b>	<b>0</b>	<b>172</b>	<b>76</b>	<b>20</b>	<b>7</b>	<b>275</b>	<b>303</b>	<b>-27</b>



### Membership Composition June 2022 Cumulative



### Gender Composition June 2022 Cumulative

